

発見も、笑顔も、感動も。  
つながる、ひろがる。



## KASHIWARA GUIDE MAP

かしわガイドマップ

Let's go to KASHIWARA!



Time required from major stations in Osaka City

- JR Yamatoji Line  
From Tennōji Station to Kashiwara Station...About 20 min.
  - Kintetsu Minami Osaka Line  
From Osaka-Abenobashi Station to Kashiwara-minamiguchi Station...About 25 min.  
(Please change to Domyōji Line at Domyōji Station.)
  - Kintetsu Osaka Line  
From Osaka-Uchinomachi Station to Ando Station...About 35 min.
- 発行：2019年11月 / 編集：柏原市産業振興課  
お問い合わせ：072-972-1554  
制作：特定非営利活動法人かしわいネットワーク

Where will you find the magic of Kashiwara?

In new discoveries, smiling faces, and inspiration. In spontaneous exclamations of delight in moments of heartfelt excitement.

This magic awaits you in the appealing community of Kashiwara in the form of interesting experiences, things, and people.

From the area's long, complex history to its rich natural setting and storied temples and shrines... From beautiful spots that you'll want to photograph to cycling routes that promise pleasant outings, fun seasonal events, and an array of gifts and souvenirs.

Take this guidebook with you as you explore and enjoy adventures that will bring you and others together in a shared experience of joy. Isn't it time you got out and discovered the magic of Kashiwara?



Discover—or rediscover—the magic of Kashiwara!

## KASHIWARA Story

[KASHIWARA & Burial Mounds]



Kashiwara has one of the largest concentration of ancient burial mounds of any village, town, or city in Japan. You can find tombs that date from the fourth through the seventh centuries scattered around the city. Some artifacts unearthed during excavations of these sites have been designated National Treasures or Important Cultural Properties.

[KASHIWARA & Temples]



During the Asuka and Nara periods, Kashiwara was home to one of Japan's highest concentrations of Buddhist temples, including Kawachi-Kokubunji Temple and Kokubunji Temple. The Buddhist statue enshrined at Chishiki Temple, one of the six great temples of Kowachi, is known to have prompted Emperor Shomu's construction of the Great Buddha at Todai Temple.

[KASHIWARA & Railroads]



Osaka Railway Co., Ltd., the predecessor of West Japan Railway Company, began operating in 1878. Kashiwara Station was one of the earliest terminal stations built in Osaka Prefecture. Then in 1898, the Domyōji Line became the first Kintetsu line to enter service. Currently, there are 10 train stations in Kashiwara.

[KASHIWARA & Grapes]



Grape cultivation began in Kashiwara about 300 years ago. In the years before World War II, the area boasted the largest harvest in Japan. Today, Kashiwara and the surrounding area remain one of the country's leading grape-growing regions, with numerous grape-picking and winemaking businesses.

History



From an ancient burial mound to a battlefield  
Take a stroll through history.

### 1 B-3 高井田横穴群 (史跡) Takaide Tunnel Tombs

「高井田」駅 徒歩 3分  
3 min. walk from Takaide Station



The sheer scale of this group of about 160 tunnel tombs will overwhelm you.

These tunnel tombs were carved out of tuff sandstone from the mid sixth to the seventh century. The rock walls of some 160 tombs that have been discovered at this national historic site boast carved line drawings of boats, people, birds, and other subjects. The surrounding area has been converted into an historic park, and there's a city-run museum, too. Experience an expanse of time stretching back to ancient times in a setting that envelops you in silence.



There's also a recreational space surrounded by a bamboo grove!

Don't miss the carved line drawings on the tomb walls!



### 2 B-3 大坂夏の陣古戦場 Siege of Osaka (Summer Campaign) Battlefield

「河内国分」駅 徒歩 15分  
15 min. walk from Kawachi-Kokubun Station



Discover the effects of an historic transition at the site of the Siege of Osaka (Summer Campaign) Battlefield.

The area around Kashiwara saw a series of pitched battles between the forces of Toyotomi Hideyoshi and Tokugawa Ieyasu during the Siege of Osaka (Summer Campaign) of 1615, including at Katayama, Tamate, and Ishikawa. The area around Tamate and Katayama, where the hostilities broke out, is home to a monument to Goto Matabemonotōsugu, a follower of Hideyoshi who died here, a tower commemorating the fallen of both armies, and other memorial monuments. These sites offer an opportunity to trace the events of a time of transition when power was shifting from Hideyoshi to Ieyasu.

Spring brings beautiful weeping cherry blossoms!

The Anpukiji tunnel tombs are located nearby, too!




### 7 B-3 市立玉手山公園「ふれあいパーク」 Tamateyama Park

「河内国分」駅 徒歩 15分  
15 min. walk from Kawachi-Kokubun Station



Enjoy seasonal beauty in a natural setting that also offers plenty of playground equipment for the young and young at heart.

Surrounded by nature, this park is located at the site of the former Kintetsu Tamateyama Amusement Park, a popular attraction in its day. As a visitor, you'll enjoy seasonally changing beauty like cherry blossoms in spring, azaleas in early summer, and colorful foliage in fall. There's also an array of playground equipment for children to play on, including the popular Grass Sledding Slope, which was updated in August 2019.



Enjoy panoramic views of Mt. Rokko from the park's observation platform!



The Grass Sledding Slope is popular, too!

### 8 D-2 竜田古道の里山公園 (スマイルランド) Tatsutakodo no Satoyama Park • Smile Land

「河内堅上」駅 徒歩 50分  
50 min. walk from Kawachi-Kakami Station



Surround yourself with more than 1,000 flowering trees.

Situated in rich natural surroundings, this park features more than 1,000 flowering trees, including cherry, Japanese plum, and peach trees. Don't miss the observation platform, which offers panoramic views of the Yamato Plain. Smile Land, a hands-on nature learning center with a seminar house and tent sites, opened in July 2015. You can also enjoy outdoor activities like camping.

Consider having a barbecue in a natural setting!



There's plenty of playground equipment!

### 12 B-2 智識寺跡 (府史跡)・石神社 Ruins of Chishiki Temple • Iwa Shrine

「安堂」駅 徒歩 15分  
15 min. walk from Ando Station



One of the six great temples of Kowachi, Chishiki Temple has a connection to Emperor Shomu.

Chishiki Temple is thought to have been laid out with its main hall in the center and five-story pagodas reaching a height of about 50 meters to the east and west. The cornerstone of the eastern tower remains on the grounds of Iwa Shrine, where it is safeguarded along with a majestic camphor tree that is thought to be about 800 years old. (The tree has been designated a Natural Monument in Osaka Prefecture.) When Emperor Shomu paid a visit to the temple, which enshrines the Vairocana Buddha, he was moved to build the Great Buddha at Todai Temple.



A five-story pagoda about 50 meters high was located here!

The site is surrounded by the rich ambience of the city's Taiheiji district!

### 13 D-2 光徳寺 Kotoku Temple

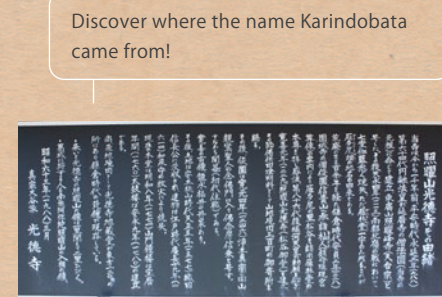
「河内堅上」駅 徒歩 40分  
40 min. walk from Kawachi-Kakami Station



Purify your heart at this temple' main hall, which was built about 250 years ago.

In 988, the retired emperor En'yu ordered the monk Hoen of Enyaku Temple to build Kotoku Temple, which was rebuilt in 1228 after being destroyed by fire. Today's main hall was constructed in 1721, and it retains a rich historical ambience today. Karindobata, an area known for its grape fields, is said to have been named after the Karindo, a building that was located on the temple's grounds.

There's a solemn-looking bell, too!



Discover where the name Karindobata came from!

### 3 C-3 松岳山古墳 (史跡) Matsuokayama Burial Mound

「河内国分」駅 徒歩 15分  
15 min. walk from Kawachi-Kokubun Station

A burial mound that's unique in all Japan evokes the romantic appeal of ancient times.

Excavations of the area near this burial mound, which dates to the first half of the fourth century, unearthed artifacts including the epitaph of Funashi Ogo (a National Treasure), copper mirrors, and a number of objects made of jasper (Important Cultural Properties). Fans of archaeology will find themselves captivated by the many questions raised by this mysterious tomb, including the purpose of the stones situated at the head and foot of its sarcophagus.

What do these stacks of plate-shaped stones mean?



### 4 A-2 三田家住宅・柏原船舶だまり跡 Sanda House • Kashiwarabune Ship Accumulation Ruins

「柏原」駅 徒歩 10分  
10 min. walk from Kashiwara Station

A townhouse on the old Nara Kaikō Road offers a glimpse of old-fashioned life.

This townhouse in Imamachi on the old Nara Kaikō Road flourished as a post stop during the Edo period and as an anchorage for Kashiwarabune ships. It underwent a major renovation from 1766 to 1768, the results of which are preserved in the form of today's structure. The site has been designated an Important Cultural Property, including a number of valuable documents dating from the time of the renovation. The house offers a glimpse into the life and economy of the period.

Don't miss the Terada House (a nationally registered Cultural Property) on the other side of the street!



### 9 B-2 高尾山創造の森 Sozo no Mori Forest at Mt.Takao

「堅上」駅 徒歩 15分  
10 min. walk from Kashiwara Station  
「法善寺」駅 徒歩 15分  
15 min. walk from Hozonji Station

Enjoy hiking on seven distinctive trails.

In addition to all the seasonal blessings of its forest setting, this hiking area offers a chance to experience the romance of ancient times with views of burial mounds and gigantic boulders. Choose from seven distinctive trails with names like Lookout, Relax, and Antiquity. Near the summit you'll enjoy picturesque and dynamic views of the Osaka Plain.

You'll see lots of burial mounds along the way!



### 10 B-2 大和川河川敷緑地公園 Yamatogawa Riverside Greenland Park

「安堂」駅 徒歩 5分  
「柏原南口」駅 徒歩 7分  
5 min. walk from Ando Station  
10 min. walk from Kashiwara-minamiguchi Station

Relax on a lawn that stretches about 1 kilometer in length.

Situated in front of Kashiwara's City Hall, this open area features a lawn that's about 1 kilometer long. Relax under a blue sky while enjoying the riverside setting or exercise by jogging or walking—whatever you do, it's sure to be a pleasant experience.

There are regular outdoor events, too!



## KASHIWARA Column

### 龍田古道 Tatsutakodo



風の郷 龍田古道プロジェクト


This ancient road has been used since the Asuka period as a link between Osaka and Nara. Appealing for its picturesque landscape of mountains and rivers, the road, which also passes through Kamenose, offers a chance to enjoy the seasonal beauty of cherry blossoms and fall foliage. Numerous poets whose works are included in the Man'yōshū, an ancient anthology of poetry, wrote of its beauty. You'll find your visit is made even more enjoyable by imagining how life must have been back in ancient times as you walk along the road.

### 16 A-2 柏原黒田神社 Kashiwara Kuroda Shrine

「柏原」駅 徒歩 5分  
5 min. walk from Kashiwara Station

Visit a shrine whose name incorporates the prayers of local farmers.

Originally called Shiodono Shrine, this shrine enshrines Shiosuchi-no-okinamikoto, which is considered the guardian deity of ocean shipping and traffic safety. You'll notice the dignified ambience as soon as you enter the grounds. The shrine was established in 1945 by moving the shrine from Kuroda Shrine in the Hojicho district of the city of Fujidaira during the postwar reconstruction effort. Legend holds that the name, which literally means "black field," reflects the prayers of local farmers for fields so rich with produce that they would appear black.



There's a festival featuring a portable shrine during the summer!

### 14 B-2 ぬでひこぬでひめ 鐺比古鐺比賣神社 (大県神社) Nudehiko Nudehime Shrine

「堅上」駅 徒歩 15分  
15 min. walk from Kashiwara Station

Find yourself captivated by the solemn ambience of this shrine and its setting against the backdrop of Mt. Takao.

This shrine enshrines the god Nudehiko and the goddess Nudehime. It's said that two shrines that were originally located at the summit of Mt. Takao were moved to the foot of the mountain and combined during medieval times. You'll enjoy panoramic views of Kashiwara from the grounds once you ascend a long series of stone steps, along with the solemn ambience of the shrine's hall, which is situated against the backdrop of Mt. Takao.

The shrine's festival features dynamic floats!



### 15 B-4 田辺廃寺跡 (史跡)・春日神社 Ruins of Tanabe Temple • Kasuga Shrine

「大阪教育大前」駅 徒歩 20分  
20 min. walk from Osaka-kyodaimae Station

The more you learn, the more you'll appreciate the area's deep and complex history.

It's said that Tanabe Temple enshrined the guardian deity of the Tanabe family, which originally came from the Korean kingdom of Paekche. A 1971 excavation revealed the site of the main hall, east and west pagodas, and a large southern gate, which were arranged in a layout associated with Yakushi Temple. The site is located on the grounds of Kasuga Shrine, and artifacts such as roof tiles are on display in a repository.

The shrine's wisteria trellises are beautiful in early summer!



### 17 B-3 天湯川田神社 Amayukawata Shrine

「高井田」駅 徒歩 15分  
15 min. walk from Takaide Station

Sample the ambience of Kashiwara when it was a leading center of Buddhist culture.

Amayukawata Shrine is situated on a hill with views of the Yamatogawa River. A pair of imposing guardian dogs will welcome you after you climb a long series of stone steps. The site of a pagoda of Tosaka Temple, one of the six great temples of Kowachi, is found on the grounds, which still convey the ambience of Kashiwara as a leading center of Buddhist culture during the Asuka and Nara periods.

The shrine is famous for its cherry blossoms in spring!



Nature



Scenic beauty. Emotional appeal.  
Experience nature.

Temples and shrines



For making a pilgrimage. For collecting red seals.  
Explore Kashiwara's temples and shrines.